

Lawn Care



It's Gratifying to Scott it Yourself

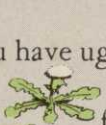
Summer is good De-Weeding Time

Has demon crabgrass
life this summer?



come into your lawn-

Do you have ugly plantain
or dandelions



or buckhorn



or one of those vining things that's about
front steps?



up the
to crawl



Friends, now is the time for the magic cure

Yes, magic is the word even though the remedy doesn't come
in a bottle. You just take it out of a box

put it in one of the two-wheeled Scotts

or bag and
carts . . .

and walk over the lawn —



presto the cure is soon in process



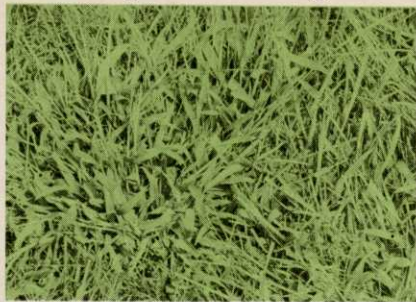
SERIOUSLY it does not take magic to
set the stage for lawn improve-
ment. Giving the grass a helping hand
in mid-summer insures great results
from early fall feeding and seeding.

First and foremost is elimination or
at least reduction of weed competition.
This issue tells how. The cost and effort
will be less than a day at the beach —
the lasting reward tremendous.



*This lovely Scotts lawn adds to the beauty
of the seashore at Newport, Rhode Island.*

Is Crabgrass Taking Over



TOUGH, WIRY, Purplish seed heads, hard to mow?

THEN your lawn needs drastic treatment, the sooner the better.

1. Secure supply of SCUTL on the basis area to be treated.

500 sq ft (10 x 50 ft)	\$ 2.75
1,250 " " (25 x 50 ft)	5.45
2,500 " " (50 x 50 ft)	9.95
10,000 " " (100 x 100 ft)	39.80

These costs represent complete series of repeat treatments.

2. Mow so the grass is not more than 1½ to 2 inches tall before application. Remove heavy clippings lest they prevent SCUTL from reaching the Crabgrass plants.
3. Fill the Spreader with SCUTL. Follow directions enclosure for *Double Rate*, Scotts Spreader setting No. 9. Make application when there is dew on the grass or moisten the foliage with a fine spray. This is especially important where brisk winds may knock SCUTL particles off the Crabgrass.
4. After a couple of days resume mowing and watering. Control will be better if soil is kept moist.
5. Application should be repeated after 7 days. If grass is tall, cut back to 1½ or 2 inches.

This program will produce the following results:

1. Turn lawn temporarily brown. Grasses other than Crabgrass will recover.
2. Even though all Crabgrass may not actually be killed, the effect will be

to prevent ripening of seed by which mature plants perpetuate the pest. If Crabgrass is prevented from maturing seed this year, there will be less in the lawn next year.

3. Stop Crabgrass in August so you can go ahead with a real lawn improvement program in the late summer—the best time of the year. Knocking out Crabgrass and other weeds is the first step.


Sirs:

In August I was besieged with Crabgrass and made my first try with Scutl. I made one application on August 11, the second on August 17 and a third on August 24. The three applications were so effective that I didn't use the fourth. The weed was very effectively eliminated with no damage at all to my lawn except for a temporary discoloration. It is really an excellent control.

WILLIAM C GIBSON

Springfield, Mass

A SCOTTS SPREADER is a *must* in summer applications of weed and



pest controls, and grass food.

If you don't own one, it is possible to rent one from most Scotts dealers. Better still make the modest investment to own your

own (it's better than borrowing the neighbor's). It will come in handy many times through the year. *When not needed, it can be hung up—out of the way.*


Sirs:

When I bought my house seven years ago I decided that the lawn was going to be my hobby. For six years I toiled to try and have a lawn that I could admire—but to no avail. It looked pretty good every spring but in summer it would all turn into Crabgrass. Then I learned about Scutl. It has kept my lawn free of Crabgrass and the lawn has been green through the winter while neighbors' lawns are all brown.

JOHN A PHILLIPS

Flushing L I, N Y

Have You Only A Little Crabgrass?



Or are you bothered with chickweed, speedwell, other low growing vining weeds in the lawn?

If so, a SCUTL series at Normal Rate will suffice. Here is all you do:

1. Secure a supply of SCUTL per adjacent column.
2. See that grass is not over 1½ inches tall. Mow and remove clippings if necessary.
3. Plan treatments when vegetation is moist. As dew settles in evening is a good time.
4. Follow package directions for SCOTTS Spreader setting at *Normal Rate*, No 7.
5. Wait two days, then continue regular mowing and watering schedule.
6. Repeat above application at weekly intervals as long as new weed growth appears. Only two treatments may be needed; possibly three or four.

NEW LAWN, planted this spring or summer? Follow above program at Spreader setting No 7. An unchecked growth of Crabgrass can ruin a new lawn in its first summer.

Do not use SCUTL on lawns of specialty grasses, such as Merion Bluegrass or Zoysia.




Buckhorn and Plantain Must Go

Weeds other than Crabgrass also love and thrive in summer heat which reduces the vigor of lawn grasses.

Plantain is especially ugly in mid-summer when its leaves are quite coarse and broad, and it shoots up a tough seeding stem.

Buckhorn, also called narrow leafed or lance-shaped **Plantain**, sends up a wiry, seed-bearing spike that is quite mean. The ugly spike usually escapes



mowing. It simply bends over as the mower passes, then pops back up.

Devils Paint Brush, *Heal All*, *Mustard*, *Ground Ivy* and the ubiquitous *Dandelion* are other intruders found too often in the summer lawn.

You may have the satisfaction of subjugating these weeds by using SCOTTS 4-XD or WEED & FEED. Each is a dry granular compound, easily and quickly spread over the lawn.

It is necessary to exert a bit of extra caution in summer weed control since desirable grasses are more tender and the action of chemicals somewhat quicker. Keep following in mind:

Skip areas in shade or other locations where grass is especially soft or succulent.

Try to schedule applications in a period when the Weatherman is promising declining temperatures, perhaps as a cold front moves in to end a sultry interval.

If the lawn is dry, rugged and mostly weeds, it is a good idea to use the combination WEED & FEED. Otherwise, apply 4-XD.

Autumn is the time nature gives perennial plants their key growth. Hours of sunlight are reduced as well as its intensity. The soil is warm and usually well supplied with moisture. All of this adds up to lesser top growth, greater root growth — ideal condition for lawns.

"Take a tip from Nature" and plan to improve the quality of your lawn by seeding with perennial grasses in the fall.

Soil Test Service — It's a good idea to learn in advance of a new lawn planting as to the character of the soil and whether lime is needed to overcome acidity.

About a pint of soil is needed for such test. Scotts provide a service at the nominal charge of one dollar. Samples are to be addressed to the company at Marysville, Ohio, except those originating in the Jap beetle quarantine zones (mostly east of the Allegheny Mountains). For the latter, soil samples should be addressed to Scotts at Cranbury, New Jersey.



Chiggers, Ants need not spoil fun on the lawn. Grubs, Chinch Bugs need not harm the grass.

All of these insects are easily subjugated with a quick and easy Spreader application of SCOTT'S Lawn Pest Control.

Sirs:

I am writing you to tell you how pleased we are with our lawn. My husband planted it a year ago last fall with your Scott products and we have a beautiful lawn now. People we don't even know stop and want to know what we use and how to have grass like ours.

MRS RAYMOND ROSTZ

Dayton, Ohio

August/September Lawn Program

Get rid of weeds

- 1) Crabgrass — use SCUTL at weekly intervals. Start as soon as possible.
- 2) Plantain, buckhorn, dandelions — one treatment of 4-XD or WEED & FEED.

Feed with TURF BUILDER

Late August — early September best time of year to plant lawn seed.

Autumn Best for New Lawns

Fortunate is the lawn builder whose timing is such that the new lawn can be seeded in the fall. He is certain to gain the greatest cooperation from nature, get the most from his investment in good seed and TURF BUILDER.

Advance Planning can save money and help achieve better results. See Chapters 1 through 4 of SCOTT'S LAWN CARE BOOK.

Target period for seeding should be mid-August to early October, the earlier the better. It is well to keep in mind that good grass seed is not harmed if it lies dormant in dry soil for many weeks. Once sprouting has started, however, a constant moisture supply is necessary if the seedling is to live.

Soil Preparation should start as far ahead of seeding as possible. Make use of the Soil Test Service.

Materials should be on hand or budgeted for well in advance. The time and expense of grading and soil preparation will be the main items. The cost of materials is modest even in these days of high prices. Using the best seed and TURF BUILDER, the investment per 1000 sq ft will be less than seven dollars. In case lime is needed, its cost is little.

Sirs:

Scutl surely did the trick for my lawn last year. I am in the middle of neighborhood Crabgrass yards and it sure shows up with no Crabgrass in my lawn.

FRED B KRAMER

Grand Rapids, Mich

O M SCOTT & SONS CO.

Scott's

MARYSVILLE - - OHIO